

## HSAA AMENDING AGREEMENT

**THIS AMENDING AGREEMENT** (the “Agreement”) is made as of the 1<sup>st</sup> day of April, 2019

**BETWEEN:**

**SOUTH WEST LOCAL HEALTH INTEGRATION NETWORK**

(the “LHIN”)

**AND**

**SOUTH HURON HOSPITAL ASSOCIATION**

(the “Hospital”)

**WHEREAS** the LHIN and the Hospital (together the “Parties”) entered into a hospital service accountability agreement that took effect April 1, 2018 (the “HSAA”);

**NOW THEREFORE** in consideration of mutual promises and agreements contained in this Agreement and other good and valuable consideration, the Parties agree as follows:

**1.0 Definitions.** Except as otherwise defined in this Agreement, all terms shall have the meaning ascribed to them in the HSAA. References in this Agreement to the HSAA mean the HSAA as amended and extended.

**2.0 Amendments.**

2.1 Agreed Amendments. The HSAA is amended as set out in this Article 2.

2.2 Amended Definitions.

The following terms have the following meanings.

“**Schedule**” means any one of, and “**Schedules**” means any two or more as the context requires, of the Schedules appended to this Agreement, including the following:

Schedule A: Funding Allocation

Schedule B: Reporting

Schedule C: Indicators and Volumes

C.1. Performance Indicators

C.2. Service Volumes

C.3. LHIN Indicators and Volumes

C.4. PCOP Targeted Funding and Volumes


- 2.3 Term. This Agreement and the HSAA will terminate on March 31, 2020.
- 3.0 **Effective Date.** The amendments set out in Article 2 shall take effect on April 1, 2019. All other terms of the HSAA shall remain in full force and effect.
- 4.0 **Governing Law.** This Agreement and the rights, obligations and relations of the Parties will be governed by and construed in accordance with the laws of the Province of Ontario and the federal laws of Canada applicable therein.
- 5.0 **Counterparts.** This Agreement may be executed in any number of counterparts, each of which will be deemed an original, but all of which together will constitute one and the same instrument.

THE BALANCE OF THIS PAGE IS INTENTIONALLY LEFT BLANK.

**6.0 Entire Agreement.** This Agreement constitutes the entire agreement between the Parties with respect to the subject matter contained in this Agreement and supersedes all prior oral or written representations and agreements.


**IN WITNESS WHEREOF** the Parties have executed this Agreement on the dates set out below.


**SOUTH WEST LOCAL HEALTH INTEGRATION NETWORK**

By:  24-09-19  
DATE  
MARK BRINGTON VP  
Andrew Chunitall, Acting Board Chair

And by:  APR 11 10, 2019  
DATE  
Renato Discenza, Interim Chief Executive Officer

**SOUTH HURON HOSPITAL ASSOCIATION**

By:  MAR 28 2019  
DATE  
Aileen Knip, Board Chair

And by:  MAR 28 2019  
DATE  
Bruce Quigley, Interim President and CEO

# Hospital Service Accountability Agreements

Facility #:	655
Hospital Name:	South Huron Hospital
Hospital Legal Name:	South Huron Hospital

## 2019-2020 Schedule A Funding Allocation

		2019-2020	
		<b>[1] Estimated Funding Allocation</b>	
<b>Section 1: FUNDING SUMMARY</b>			
<b>LHIN FUNDING</b>			
LHIN Global Allocation (Includes Sec. 3)		<b>[2] Base</b>	
Health System Funding Reform: HBAM Funding		\$7,695,827	
Health System Funding Reform: QBP Funding (Sec. 2)		\$0	
Post Construction Operating Plan (PCOP)		\$0	
Wait Time Strategy Services ("WTS") (Sec. 3)		\$0	<b>[2] Incremental/One-Time</b>
Provincial Program Services ("PPS") (Sec. 4)		\$0	\$0
Other Non-HSFR Funding (Sec. 5)		\$0	\$0
<b>Sub-Total LHIN Funding</b>		<b>\$324,906</b>	<b>\$0</b>
<b>NON-LHIN FUNDING</b>		<b>\$8,020,733</b>	<b>\$0</b>
[3] Cancer Care Ontario and the Ontario Renal Network		\$0	
Recoveries and Misc. Revenue		\$485,607	
Amortization of Grants/Donations Equipment		\$404,167	
OHIP Revenue and Patient Revenue from Other Payors		\$2,322,041	
Differential & Copayment Revenue		\$162,232	
<b>Sub-Total Non-LHIN Funding</b>		<b>\$3,374,047</b>	

# Hospital Service Accountability Agreements

Facility #:	655
Hospital Name:	South Huron Hospital
Hospital Legal Name:	South Huron Hospital

## 2019-2020 Schedule A Funding Allocation

		2019-2020	
		[1] Estimated Funding Allocation	
Section 2: HSMR - Quality-Based Procedures	Volume	[4] Allocation	
Acute Inpatient Stroke Hemorrhage	0	\$0	
Acute Inpatient Stroke Ischemic or Unspecified	0	\$0	
Acute Inpatient Stroke Transient Ischemic Attack (TIA)	0	\$0	
Stroke Endovascular Treatment (EVT)	0	\$0	
Hip Replacement BUNDLE (Unilateral)	0	\$0	
Knee Replacement BUNDLE (Unilateral)	0	\$0	
Acute Inpatient Primary Unilateral Hip Replacement	0	\$0	
Rehabilitation Inpatient Primary Unilateral Hip Replacement	0	\$0	
Elective Hips - Outpatient Rehab for Primary Hip Replacement	0	\$0	
Acute Inpatient Primary Unilateral Knee Replacement	0	\$0	
Rehabilitation Inpatient Primary Unilateral Knee Replacement	0	\$0	
Elective Knees - Outpatient Rehab for Primary Knee Replacement	0	\$0	
Acute Inpatient Primary Bilateral Joint Replacement (Hip/Knee)	0	\$0	
Rehab Inpatient Primary Bilateral Hip/Knee Replacement	0	\$0	
Rehab Outpatient Primary Bilateral Hip/Knee Replacement	0	\$0	
Acute Inpatient Hip Fracture	0	\$0	
Knee Arthroscopy	0	\$0	
Acute Inpatient Congestive Heart Failure	0	\$0	
Acute Inpatient Chronic Obstructive Pulmonary Disease	0	\$0	
Acute Inpatient Pneumonia	0	\$0	
Acute Inpatient Non-Cardiac Vascular Aortic Aneurysm excluding Advanced Pathway	0	\$0	
Acute Inpatient Non-Cardiac Vascular Lower Extremity Occlusive Disease	0	\$0	
Acute Inpatient Tonsillectomy	0	\$0	
Unilateral Cataract Day Surgery	0	\$0	
Retinal Disease	0	\$0	
Non-Routine and Bilateral Cataract Day Surgery	0	\$0	
Corneal Transplants	0	\$0	
Non-Emergent Spine (Non-Instrumented - Day Surgery)	0	\$0	
Non-Emergent Spine (Non-Instrumented - Inpatient Surgery)	0	\$0	
Non-Emergent Spine (Instrumented - Inpatient Surgery)	0	\$0	
Shoulder (Arthroplasties)	0	\$0	
Shoulder (Reverse Arthroplasties)	0	\$0	
Shoulder (Repairs)	0	\$0	
Shoulder (Other)	0	\$0	
<b>Sub-Total Quality Based Procedure Funding</b>	<b>0</b>	<b>\$0</b>	

# Hospital Service Accountability Agreements

Facility #:	655
Hospital Name:	South Huron Hospital
Hospital Legal Name:	South Huron Hospital

## 2019-2020 Schedule A Funding Allocation

		2019-2020	
		[1] Estimated Funding Allocation	
<b>Section 3: Wait Time Strategy Services ("WTS")</b>		<b>[2] Base</b>	<b>[2] Incremental Base</b>
General Surgery		\$0	\$0
Pediatric Surgery		\$0	\$0
Hip & Knee Replacement - Revisions		\$0	\$0
Magnetic Resonance Imaging (MRI)		\$0	\$0
Ontario Breast Screening Magnetic Resonance Imaging (OBSP MRI)		\$0	\$0
Computed Tomography (CT)		\$0	\$0
<b>Sub-Total Wait Time Strategy Services Funding</b>		<b>\$0</b>	<b>\$0</b>
<b>Section 4: Provincial Priority Program Services ("PPS")</b>		<b>[2] Base</b>	<b>[2] Incremental/One-Time</b>
Cardiac Surgery		\$0	\$0
Other Cardiac Services		\$0	\$0
Organ Transplantation		\$0	\$0
Neurosciences		\$0	\$0
Bariatric Services		\$0	\$0
Regional Trauma		\$0	\$0
<b>Sub-Total Provincial Priority Program Services Funding</b>		<b>\$0</b>	<b>\$0</b>
<b>Section 5: Other Non-HSFR</b>		<b>[2] Base</b>	<b>[2] Incremental/One-Time</b>
LHIN One-time payments		\$0	\$0
MOH One-time payments		\$0	\$0
LHIN/MOH Recoveries		\$0	
Other Revenue from MOHLTC		\$106,196	
Paymaster		\$218,710	
<b>Sub-Total Other Non-HSFR Funding</b>		<b>\$324,906</b>	<b>\$0</b>
<b>Section 6: Other Funding</b> <i>(Info. Only. Funding is already included in Sections 1-4 above)</i>		<b>[2] Base</b>	<b>[2] Incremental/One-Time</b>
Grant in Lieu of Taxes (Inc. in Global Funding Allocation Sec. 1)		\$0	\$0
[3] Ontario Renal Network Funding (Inc. in Cancer Care Ontario Funding Sec. 4)		\$0	\$0
<b>Sub-Total Other Funding</b>		<b>\$0</b>	<b>\$0</b>
[1] Estimated funding allocations.			
[2] Funding allocations are subject to change year over year.			
[3] Funding provided by Cancer Care Ontario, not the LHIN.			
[4] All QBP Funding is fully recoverable in accordance with Section 5.6 of the H-SAA. QBP Funding is not base funding for the purposes of the BOND policy.			

# Hospital Service Accountability Agreements

Facility #:	655
Hospital Name:	South Huron Hospital
Hospital Legal Name:	South Huron Hospital

## 2019-2020 Schedule B: Reporting Requirements

### 1. MIS Trial Balance

Q2 – April 01 to September 30	31 October 2019
Q3 – October 01 to December 31	31 January 2020
Q4 – January 01 to March 31	31 May 2020

### 2. Hospital Quarterly SRI Reports and Supplemental Reporting as Necessary

Q2 – April 01 to September 30	07 November 2019
Q3 – October 01 to December 31	07 February 2020
Q4 – January 01 to March 31	7 June 2020
Year End	30 June 2020

### 3. Audited Financial Statements

Fiscal Year	30 June 2020
-------------	--------------

### 4. French Language Services Report

Fiscal Year	30 April 2020
-------------	---------------

# Hospital Service Accountability Agreements

Facility #:	655
Hospital Name:	South Huron Hospital
Hospital Legal Name:	South Huron Hospital
Site Name:	TOTAL ENTITY

## 2019-2020 Schedule C1 Performance Indicators

### Part I - PATIENT EXPERIENCE: Access, Effective, Safe, Person-Centered

*Performance Indicators	Measurement Unit	Performance Target	Performance Standard
		2019-2020	2019-2020
90th Percentile Emergency Department (ED) length of stay for Non-Admitted High Acuity (CTAS I-III) Patients	Hours	N/A	N/A
90th Percentile Emergency Department (ED) length of stay for Non-Admitted Low Acuity (CTAS IV-V) Patients	Hours	N/A	N/A
Percent of Priority 2, 3 and 4 Cases Completed within Access Targets for Hip Replacements	Percent	N/A	N/A
Percent of Priority 2, 3 and 4 Cases Completed within Access Targets for Knee Replacements	Percent	N/A	N/A
Percent of Priority 2, 3 and 4 Cases Completed within Access Targets for MRI	Percent	N/A	N/A
Percent of Priority 2, 3 and 4 Cases Completed within Access Targets for CT Scans	Percent	N/A	N/A
Readmissions to Own Facility within 30 days for selected HBAM Inpatient Grouper (HIG) Conditions	Percent	11.6%	<= 12.8%
Rate of Hospital Acquired Clostridium Difficile Infections	Rate	0.00	<=0.05

Explanatory Indicators	Measurement Unit
90th Percentile Time to Disposition Decision (Admitted Patients)	Hours
Percent of Stroke/TIA Patients Admitted to a Stroke Unit During Their Inpatient Stay	Percent
Hospital Standardized Mortality Ratio (HSMR)	Ratio
Rate of Ventilator-Associated Pneumonia	Rate
Central Line Infection Rate	Rate
Rate of Hospital Acquired Methicillin Resistant Staphylococcus Aureus Bacteremia	Rate
Percent of Priority 2, 3, and 4 cases completed within Access targets for Cardiac By-Pass Surgery	Percentage
Percent of Priority 2, 3, and 4 cases completed within Access targets for Cancer Surgery	Percentage
Percent of Priority 2, 3 and 4 Cases Completed within Access Targets for Cataract Surgery	Percentage



# Hospital Service Accountability Agreements

Facility #:	655
Hospital Name:	South Huron Hospital
Hospital Legal Name:	South Huron Hospital
Site Name:	TOTAL ENTITY

## 2019-2020 Schedule C1 Performance Indicators

### Part II - ORGANIZATION HEALTH - EFFICIENCY, APPROPRIATELY RESOURCED, EMPLOYEE EXPERIENCE, GOVERNANCE

*Performance Indicators	Measurement Unit	Performance Target	Performance Standard
		2019-2020	2019-2020
Current Ratio (Consolidated - All Sector Codes and fund types)	Ratio	1.88	>= 1.69
Total Margin (Consolidated - All Sector Codes and fund types)	Percentage	(4.04%)	>= -4.04%

Explanatory Indicators	Measurement Unit
Total Margin (Hospital Sector Only)	Percentage
Adjusted Working Funds/ Total Revenue %	Percentage

### Part III - SYSTEM PERSPECTIVE: Integration, Community Engagement, eHealth

*Performance Indicators	Measurement Unit	Performance Target	Performance Standard
		2019-2020	2019-2020
Alternate Level of Care (ALC) Rate	Percentage	18.00%	<=19.7%

Explanatory Indicators	Measurement Unit
Percentage of Acute Alternate Level of Care (ALC) Days (Closed Cases)	Percentage
Repeat Unscheduled Emergency Visits Within 30 Days For Mental Health Conditions	Percentage
Repeat Unscheduled Emergency Visits Within 30 Days For Substance Abuse Conditions	Percentage

### Part IV - LHIN Specific Indicators and Performance targets: See Schedule C3

Targets for future years of the Agreement will be set during the Annual Refresh process.  
 \*Refer to 2019-2020 H-SAA Indicator Technical Specification for further details.

## Hospital Service Accountability Agreements

Facility #:	655
Hospital Name:	South Huron Hospital
Hospital Legal Name:	South Huron Hospital

### 2019-2020 Schedule C2 Service Volumes

	Measurement Unit	Performance Target	Performance Standard
		2019-2020	2019-2020
<b>Clinical Activity and Patient Services</b>			
Ambulatory Care	Visits	29,000	>= 21,750 and <= 36,250
Complex Continuing Care	Weighted Patient Days	200	>= 170 and <= 230
Day Surgery	Weighted Cases	0	-
Elderly Capital Assistance Program (ELDCAP)	Patient Days	0	-
Emergency Department	Weighted Cases	430	>= 323 and <= 538
Emergency Department and Urgent Care	Visits	10,000	>= 7,500 and <= 12,500
Inpatient Mental Health	Patient Days	0	-
Inpatient Rehabilitation Days	Patient Days	1,155	>= 982 and <= 1,328
Total Inpatient Acute	Weighted Cases	600	>= 510 and <= 690

### Hospital Service Accountability Agreements

Facility #:	655
Hospital Name:	South Huron Hospital
Hospital Legal Name:	South Huron Hospital

### 2019-2020 Schedule C3: LHIN Local Indicators and Obligations

Indicator	Baseline (4-Quarters): Q3-Q2	F19/20 Target	Target Description	Corridor (Target + 10%)
Percentage of Conservable Bed Days **	38.1%	28.6%	(25% Improvement)	31.4%
The percentage of unplanned acute inpatient readmissions to own facility within 30 days of discharge.	11.3%	10.2%	10% Improvement	N/A

\*\* ICES definition: Conservable Bed Days has been defined by ICES as "the number of days that might be conserved if a hospital decreased the adjusted average length of stay (LOS) from existing levels to the benchmark levels"

\*\* Percentage of Conservable Bed Days Calculation:  
 (# of discharges where actual length of stay exceeds expected length of stay / total # of discharges) over a defined period of time